

Model NSR66-PS Position Switch

Description

NSR66-PS Position Limit Switches are designed to alarm and/or shut down a conveyor system in the event of belt drift and misalignment. They are mounted under the conveyor or belt. In the event of belt drift, the roller will rotate and actuate microswitches at specified angles.

The product is suitable for reliable long term usage in most industrial applications due to its heavy-duty design. Anti-static powder coated aluminium cast enclosure is resistant to corrosion and oxidation. Shaft mechanisms are made of stainless steel and all internal parts are metal cast. NSR66-PS series products do not require any maintenance.


Standard product's contact structure is 2NO+2NC. The switch arm will actuate the alarm switch at 15° angle. Corrective action can be taken before further misalignment. If the belt drifts further and the switch arm rotates until 25°, the second microswitch will be actuated and the system will stop. Can be customized with both switches working at the same angle.

All models designed according to relevant UL and CE standards.

Technical Specifications

- Enclosure: Aluminium Casting
- Rating: 125/250 VAC 15 A | 30 VDC 6 A, 14 VDC 15 A
- Output: 2x SPDT (alarm and stop), optional 4x SPDT
- Cable Entry: 2x 3/4" NPT, optional M20
- Temperature Rating: -45°C to +80°C
- Contact Angles: 15° and 25°
- Contact Type: Snap-action
- Protection Class: NEMA 4X, IP66
- Enclosure Color: Yellow (RAL 1012)
- Weight: 3.7 kg
- Mounting Orientation: Can be mounted horizontally or vertically.
- Impact Rating: IK09 (EN 62262)
- Warranty Period: 24 Months

Options

- ATEX Zone 21 / Zone 22
- Latching, Reset by Lever
- Bus Security Interface 
- Custom Contact Angles
- Mounting Bracket
- Custom Arm Dimensions

Safety Standards

- | | |
|-------------------|----------|
| Electrical Safety | UL 508 |
| | EN 60947 |
| Mechanical Safety | EN 60204 |
| Outdoor Safety | EN 60529 |
| Impact Resistance | EN 62262 |

Certificates

-  (E531401)    (optional)

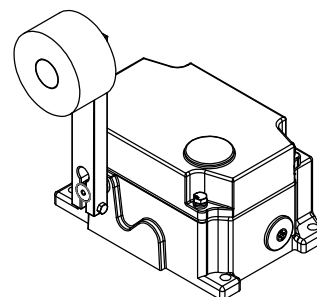
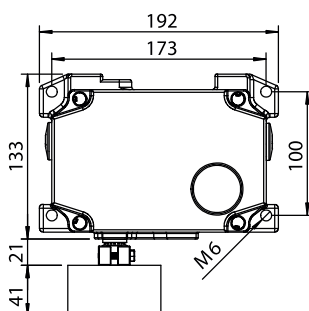
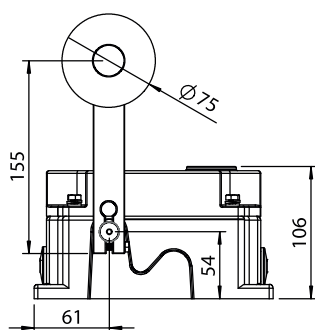
Spare Parts

Model	Features
Z-15GW22-B	1NO+1NC Switch
KB-R-01	M25x1,5 Cable Gland
122.R1.1241	Blind Plug
BA-33	Mounting Bracket (Can be made in custom dimensions)
166.G1.1110	Enclosure
166.V1.1623	Teflon/Aluminium Arm
166.RM1.1618	Reset Lever

Please refer to the manual for instructions. See our KBT Accessories catalog for installation equipment.



Technical Drawing



Dimensions are in mm.

www.kbtelektrik.com